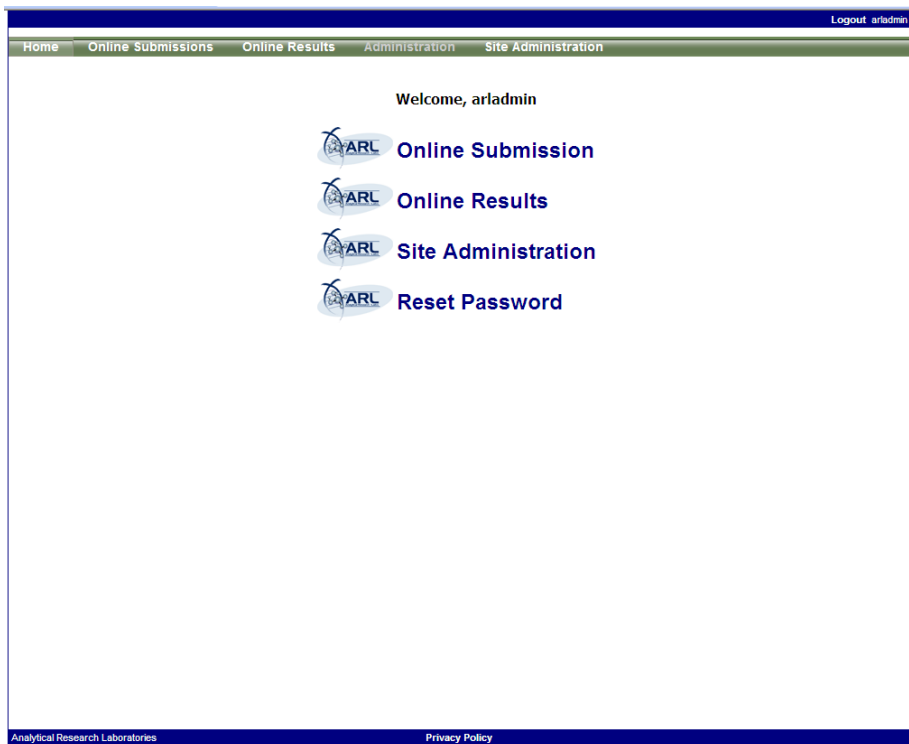


ARL Online Submission Process:

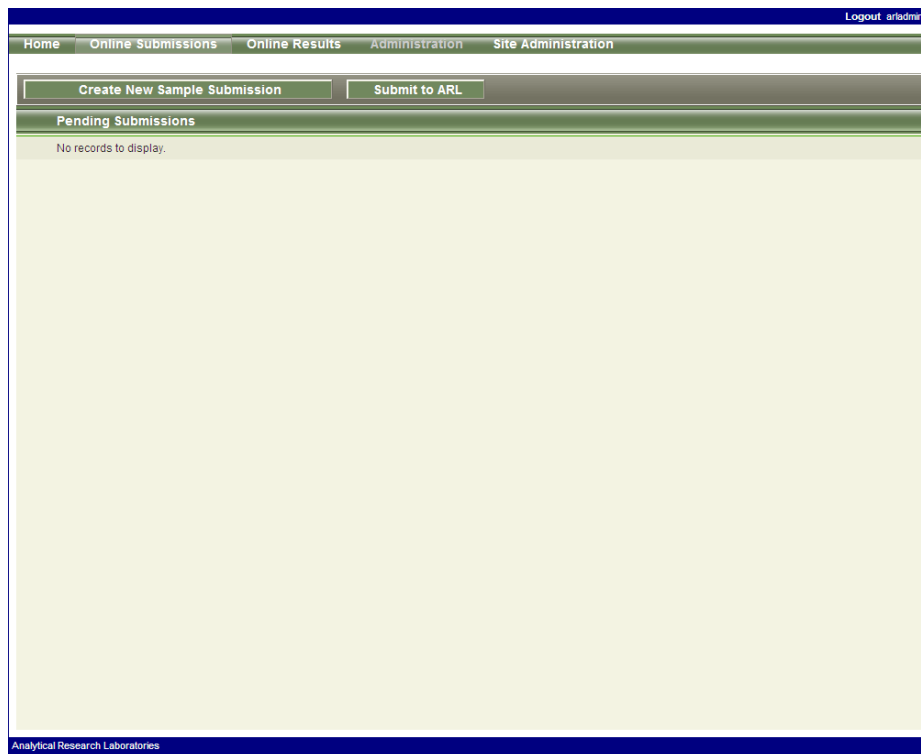
1. Log onto www.arlokapps.com and enter your user name and password:



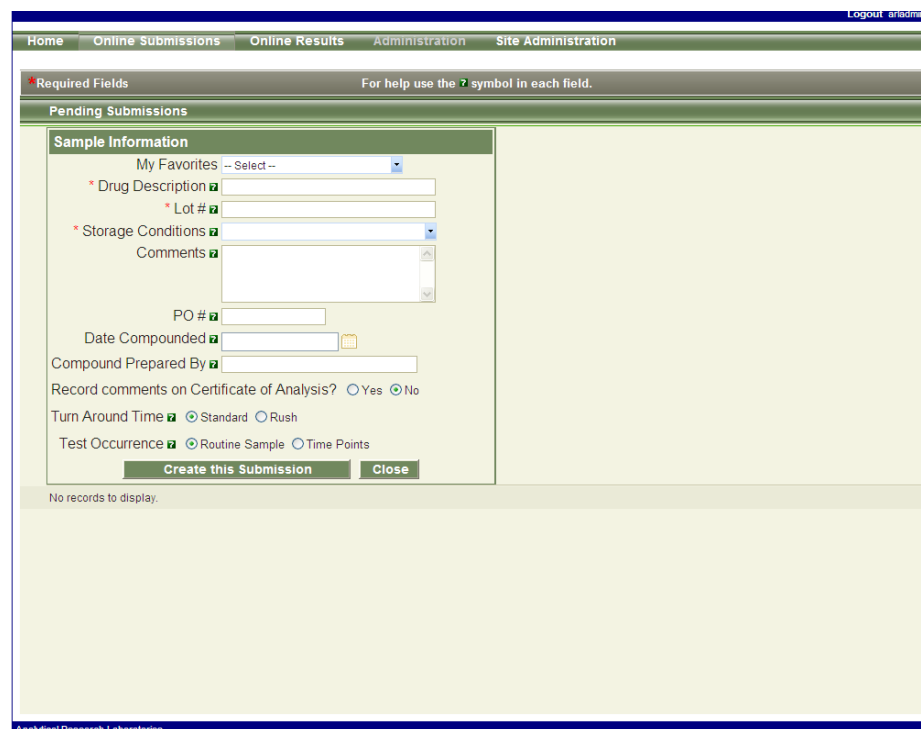
2. Click on Online Submission:



3. Click on Create new Sample Submission:



4. Enter information in various fields (only three required fields):



5. Click on Create this Submission:

6. Select the test you want conducted and click on add to test list:

7. Enter the drugs to be tested (API) in the testing information column and click on add drug. This only applies to potency and or endotoxin.

Sample Information

* Drug Description

* Lot #

* Storage Conditions

Comments

PO #

Date Compounded

Compound Prepared By

Record comments on Certificate of Analysis? Yes No

Turn Around Time Standard Rush

Test Occurrence Routine Sample Time Points

Include in favorites

Drugs	Amount	Units	per	Amount	Units	
Test	1	mg		1	mL	Delete

Date	Test	Max Dosage	Dose Units	
	Potency			Delete
	Sterility			Delete
	Endotoxin			Delete

8. After you have added your drugs to be tested click on the sample complete:

Submit to ARL

Submission by: ARLAdmin, Art Admin

Invoice To: ARLAdmin, Art Admin

Send To: ARLAdmin, Art Admin

Please select one... (P) (405) 271-1144, (F) (405) 271-1174, tmeans@arlak.com

Test

Lot #: Test

Storage Conditions: Room Temperature

PO #:

Compound Prepared By:

Date Compounded:

Comments:

Comments recorded on Certificate of Analysis: No

Turn Around Time: Standard

Test Type: Routine Sample

Date	Test	Max Dosage	Dose Units
	Potency		
	Sterility		
	Endotoxin		

9. After you have reviewed your submission click on submit to ARL. You will then receive an email with a PDF copy of the submission. Please include a copy of the submission with your samples. Thank You!